

**MIRAGE**  
By Novae®

# XCELLENCE IN MOTION



**MIRAGE**  
By Novae®

PROFESSIONAL OPEN  
AND ENCLOSED TRAILERS

# BUILT RIGHT FOR THE LONG HAUL

## WORK OR PLAY

**Mirage** enclosed trailers set the standard. From high-quality stock enclosed trailers and dump trailers to premium, high-option sport trailers and snowmobile trailers, you can trust **Mirage's** standard of quality and commitment to total satisfaction. Our products have developed a reputation for innovation, quality, and reliability throughout the Western United States and Canada.

## WE MEAN BUSINESS

**Mirage Trailers** is a division of Novae LLC, one of the largest, fastest-growing trailer manufacturers in the USA. Our entire company is driven by the knowledge that many of our customers rely on our trailers for their very livelihood. When it comes to providing you with smart engineering, exceptional build quality and top-of-the line components, we will never compromise.



# TABLE OF CONTENTS

04 ENCLOSED CARGO

10 ENCLOSED SIDE X SIDE

08 ENCLOSED CAR HAULERS

14 ENCLOSED SPORT



# ENCLOSED CARGO TRAILERS

**Mirage** features a full line of cargo trailers in two different styles to suit a myriad of applications. Business, pleasure, or both, Mirage offers the key standard features and available options you demand to customize your investment.

Standard Features for all **Mirage** enclosed cargo trailers include a three-year limited warranty, tube steel wall studs and roof bows, Z-form crossmembers, ATP fenders and stoneguard, your choice of straight or drop axles with easy lube hubs, partial screwless .030 aluminum exterior skin, 3/4" engineered wood floors, 3/8" walls with H-molding transitions, and your choice of rear ramp with assist or rear swing doors.



## MIRAGE DIFFERENCE

### PARTIAL SCREWLESS EXTERIOR



VHB-fastened fields with color-matched seam screws present a clean, stylish profile.

### H-MOLDING TRANSITIONS



Interior seams are covered and protected for supreme fit and finish.

### STRUCTURAL STEEL WALLS & ROOF BOWS



No stamped sections like hat bows. Greatly reduces flexing and bending.

### CHOICE OF REAR DOOR



All models standard with your choice of rear ramp or barn-style swing doors.

# XPRES SINGLE AXLE

## 3K SINGLE AXLE

SIZE	GVWR	PAYLOAD
5' x 8'	2990	2050
5' x 10'	2990	1950
6' x 10'	2990	1790
6' x 12'	2990	1690
6' x 14'	2990	1590
7' x 12'	2990	1400



PRE-HUNG ENTRY DOOR



## FEATURES

- Flat Top V-Nose Design
- Steel Tube Frame, Tongue, Wall Studs, and Roof Bows
- Z-Form Crossmembers
- Choice of Straight or Drop Leaf Spring Axles w/ Easy Lube Hubs
- Radial Tires on Steel Wheels
- .030 Aluminum, Semi-Screwless Exterior Skin w/ 24" Stoneguard
- Pre-Hung Entry Door (optional on 5 wides)
- Choice of Rear Ramp Door w/ Assist or Barn Style Doors
- 3/8" Walls w/ H-Molding Transitions and 3/4" Floors
- Polyurea Tongue and Rear Corner Posts with Asphalt Undercoat
- Limited 3-Year Warranty

## 5K SINGLE AXLE

SIZE	GVWR	PAYLOAD
5' x 8'	5000	3960
5' x 10'	5000	3860
6' x 10'	5000	3700
6' x 12'	5000	3600
6' x 14'	5000	3500
7' x 12'	5000	3310

\*Specifications Subject To Change

# XCEL SINGLE AXLE

## 3K SINGLE AXLE

SIZE	GVWR	PAYLOAD
5' x 8'	2990	2050
5' x 10'	2990	1950
6' x 10'	2990	1700
6' x 12'	2990	1500
6' x 14'	2990	1300
7' x 12'	2990	1200



LED MARKER LIGHTS



## FEATURES

- Round Top, Round Front Design
- Steel Tube Frame, Tongue, Wall Studs, and Roof Bows
- Z-Form Crossmembers
- Choice of Straight or Drop Leaf Spring Axles w/ Easy Lube Hubs
- Radial Tires on Steel Wheels
- .030 Aluminum, Semi-Screwless Exterior Skin w/ 24" Stoneguard
- Pre-Hung Entry Door (optional on 5 wides)
- Choice of Rear Ramp Door w/ Assist or Barn Style Doors
- 3/8" Walls w/ H-Molding Transitions and 3/4" Floors
- Polyurea Tongue and Rear Corner Posts with Asphalt Undercoat
- Limited 3-Year Warranty

## 5K SINGLE AXLE

SIZE	GVWR	PAYLOAD
5' x 8'	5000	3910
5' x 10'	5000	3810
6' x 10'	5000	3600
6' x 12'	5000	3400
6' x 14'	5000	3200
7' x 12'	5000	3210

\*Specifications Subject To Change

# XPRES TANDEM AXLE

## 7K TANDEM AXLE

SIZE	GVWR	PAYLOAD
6' x 10'	7000	5560
6' x 12'	7000	5460
6' x 14'	7000	5360
7' x 12'	7000	5040
7' x 14'	7000	4920
7' x 16'	7000	4800
7' x 18'	7000	4680



INTERIOR



LED MARKER LIGHTS



PRE-HUNG ENTRY DOOR



## 7K TANDEM AXLE 8.5' WIDE

SIZE	GVWR	PAYLOAD
8.5' x 14'	7000	4950
8.5' x 16'	7000	4620
8.5' x 18'	7000	4470
8.5' x 20'	7000	4050
8.5' x 22'	7000	3810
8.5' x 24'	7000	3525

## 10K TANDEM AXLE WIDE

SIZE	GVWR	PAYLOAD
8.5' x 16'	9900	7485
8.5' x 18'	9900	7335
8.5' x 20'	9900	6915
8.5' x 22'	9900	6675
8.5' x 24'	9900	6390

## 14K TANDEM AXLE WIDE

SIZE	GVWR	PAYLOAD
8.5' x 16'	14000	11535
8.5' x 18'	14000	11385
8.5' x 20'	14000	10965
8.5' x 22'	14000	10725
8.5' x 24'	14000	10440

### FEATURES

- Flat Top V-Nose Design
- Steel Tube Frame, Tongue, Wall Studs, and Roof Bows (I-Beam Frame on 8.5 wide)
- Z-Form Crossmembers
- Choice of Straight or Drop Leaf Spring Axles w/ Easy Lube Hubs
- Radial Tires on Steel Wheels
- .030 Aluminum, Semi-Screwless Exterior Skin w/ 24" Stoneguard
- Pre-Hung Entry Door
- Choice of Rear Ramp Door w/ Assist or Barn Style Doors
- 3/8" Walls w/ H-Molding Transitions and 3/4" Floors
- Polyurea Tongue and Rear Corner Posts with Asphalt Undercoat
- Limited 3-Year Warranty

\*Specifications Subject To Change



# XCEL TANDEM AXLE

## 7K TANDEM AXLE

SIZE	GVWR	PAYLOAD
6' x 10'	7000	5600
6' x 12'	7000	5400
6' x 14'	7000	5200
7' x 12'	7000	4800
7' x 14'	7000	4700
7' x 16'	7000	4600
7' x 18'	7000	4500



H-TRIM INTERIOR



LED MARKER LIGHTS



SEMI-SCREWLESS EXTERIOR



## 7K TANDEM AXLE 8.5' WIDE

SIZE	GVWR	PAYLOAD
8.5' x 14'	7000	4450
8.5' x 16'	7000	4300
8.5' x 18'	7000	4150
8.5' x 20'	7000	4000
8.5' x 22'	7000	3850
8.5' x 24'	7000	3635

## 10K TANDEM AXLE WIDE

SIZE	GVWR	PAYLOAD
8.5' x 16'	9900	7100
8.5' x 18'	9900	6950
8.5' x 20'	9900	6800
8.5' x 22'	9900	6650
8.5' x 24'	9900	6500

## 14K TANDEM AXLE WIDE

SIZE	GVWR	PAYLOAD
8.5' x 16'	14000	11050
8.5' x 18'	14000	10900
8.5' x 20'	14000	10750
8.5' x 22'	14000	10600
8.5' x 24'	14000	10450

### FEATURES

- Round Top, Round Front Design
- Steel Tube Frame, Tongue, Wall Studs, and Roof Bows (I-Beam Frame on 8.5 wide)
- Z-Form Crossmembers
- Choice of Straight or Drop Leaf Spring Axles w/ Easy Lube Hubs
- Radial Tires on Steel Wheels
- .030 Aluminum, Semi-Screwless Exterior Skin w/ 24" Stoneguard
- Pre-Hung Entry Door
- Choice of Rear Ramp Door w/ Assist or Barn Style Doors
- 3/8" Walls w/ H-Molding Transitions and 3/4" Floors
- Polyurea Tongue and Rear Corner Posts with Asphalt Undercoat
- Limited 3-Year Warranty



\*Specifications Subject To Change

# ENCLOSED CAR HAULER

## TRAILERS

Whether you prefer a V-nose, flat top or round front, round top design, **Mirage** has the car hauler for you. The standard features you'll get from a **Mirage** Car Hauler provide everything you need to get right to work, or you can consult with your authorized dealer to add additional options to create a fully customized trailer with your specific needs in mind.

With the same key features as **Mirage's** Cargo Line, you'll also get a junior I-beam frame, triple tube tongue, beavertail, four heavy duty D-rings, dust-proof sidewalls, manual roof vent, interior spare tire mount, and a rear LED load light.




## MIRAGE DIFFERENCE

### PARTIAL SCREWLESS EXTERIOR



VHB-fastened fields with color-matched seam screws present a clean, stylish profile.

### BASICS COVERED




Beavertail, recessed 5K D-rings, and rear load light standard.

### I-BEAM FRAME AND TRIPLE TUBE TONGUE



Added durability for years of reliable service and added value at resale.

### CUSTOMIZATION



Cabinets, tool boxes, interior lighting, and flooring options available.



# XPRES CAR HAULER

## 7K V-NOSE

SIZE	GVWR	PAYLOAD
8.5' x 16'	7000	4420
8.5' x 18'	7000	4270
8.5' x 20'	7000	3850



H/D RECESSED D-RINGS



## 10K V-NOSE

SIZE	GVWR	PAYLOAD
8.5' x 18'	9900	7370
8.5' x 20'	9900	7285
8.5' x 22'	9900	7135
8.5' x 24'	9900	6715

### FEATURES

Flat Top V-Nose Design  
 Junior I-Beam Frame, Triple Tube Tongue, Tube Wall Studs, and Tube Roof Bows  
 Drop Leaf Spring Axles w/ Easy Lube Hubs  
 Radial Tires on Steel Wheels  
 .030 Aluminum, Semi-Screwless Exterior Skin w/ 24" Stoneguard  
 Pre-Hung Entry Door, Rear Ramp w/ Assist  
 3/8" Walls w/ H-Molding Transitions and 3/4" Floors w/ Beavertail  
 Roof Vent  
 Interior Spare Mount, (4) H/D Recessed D-Rings  
 Polyurea Tongue and Rear Corner Posts with Asphalt Undercoat  
 Limited 3-Year Warranty

## 14K V-NOSE

SIZE	GVWR	PAYLOAD
8.5' x 20'	14000	11335
8.5' x 22'	14000	11185
8.5' x 24'	14000	10765

\*Specifications Subject To Change

# XCEL CAR HAULER

## 7K V-NOSE

SIZE	GVWR	PAYLOAD
8.5' x 16'	7000	4100
8.5' x 18'	7000	3950
8.5' x 20'	7000	3800



LED MARKER LIGHTS



## 10K V-NOSE

SIZE	GVWR	PAYLOAD
8.5' x 18'	9900	7095
8.5' x 20'	9900	6965
8.5' x 22'	9900	6815
8.5' x 24'	9900	6665

### FEATURES

Round Top, Round Front Design  
 Junior I-Beam Frame, Triple Tube Tongue, Tube Wall Studs, and Tube Roof Bows  
 Drop Leaf Spring Axles w/ Easy Lube Hubs  
 Radial Tires on Steel Wheels  
 .030 Aluminum, Semi-Screwless Exterior Skin w/ 24" Stoneguard  
 Pre-Hung Entry Door, Rear Ramp w/ Assist  
 3/8" Walls w/ H-Molding Transitions and 3/4" Floors w/ Beavertail  
 Roof Vent  
 Interior Spare Mount, (4) H/D Recessed D-Rings  
 Polyurea Tongue and Rear Corner Posts with Asphalt Undercoat  
 Limited 3-Year Warranty

## 14K V-NOSE

SIZE	GVWR	PAYLOAD
8.5' x 20'	14000	11015
8.5' x 22'	14000	10865
8.5' x 24'	14000	10715

\*Specifications Subject To Change

# ENCLOSED SIDE X SIDE TRAILERS

Built for UTV owners by UTV owners, **Mirage's** Side by Side trailers are the ideal investment to transport your machine wherever the weekend takes you.

Extended height, driver-side entry door, roof and sidewall vents, recessed floor D-rings, wall rope ties, and an interior spare mount are standard on all Side by Side trailers along with the key features common to all Mirage enclosed products. Include the Diamond Peak Offroad Package with your order to create the ultimate getaway trailer.



## MIRAGE DIFFERENCE

### EXTENDED HEIGHT



The standard interior height will accommodate most side by sides.

### DRIVER'S SIDE ENTRY DOOR



Creates easy drive-in and egress.

### FULL CARGO CONTROL PACKAGE



Convenient D-rings and tie downs to secure your UTV with zero hassle.

### DIAMOND PEAK OFF ROAD



Add optional off-road tires, cabinet, access door, and window.

# XPRES SIDE X SIDE

## 7K TANDEM AXLE

SIZE	GVWR	PAYLOAD
7' x 14'	7000	4745
7' x 16'	7000	4625
7' x 18'	7000	4505
7.6' x 14'	7000	4720
7.6' x 16'	7000	4600
7.6' x 18'	7000	4520



INTERIOR



LED MARKER LIGHTS



INTERIOR SPARE MOUNT

## 7K TANDEM AXLE 8.5' WIDE

SIZE	GVWR	PAYLOAD
8.5' x 16'	7000	4620
8.5' x 18'	7000	4470
8.5' x 20'	7000	4050

## 10K TANDEM AXLE 8.5' WIDE

SIZE	GVWR	PAYLOAD
8.5' x 16'	9900	7420
8.5' x 18'	9900	7290
8.5' x 20'	9900	6815
8.5' x 22'	9900	6715
8.5' x 24'	9900	6605

\*Specifications Subject To Change

## FEATURES

- Flat Top V-Nose Design
- Steel Tube Frame, Tongue, Wall Studs, and Roof Bows (I-Beam Frame on 8.5 wide)
- Leaf Spring Axles w/ Easy Lube Hubs
- Radial Tires on Steel Wheels
- .030 Aluminum, Semi-Screwless Exterior Skin w/ 24" Stoneguard
- Pre-Hung Entry Door (Driver Side), Rear Ramp w/ Assist
- 3/8" Walls w/ H-Molding Transitions and 3/4" Floors w/ Beavertail
- Roof Vent and Sidewall Vents
- Interior Spare Mount, (4) H/D Recessed D-Rings and and Wall Rope Ties
- Polyurea Tongue and Rear Corner Posts with Asphalt Undercoat
- Limited 3-Year Warranty





# XCEL SIDE X SIDE

## 7K ROUND TOP

SIZE	GVWR	PAYLOAD
7' x 14'	7000	4525
7' x 16'	7000	4425
7' x 18'	7000	4325



INTERIOR

## 7K ROUND TOP 8.5' WIDE

SIZE	GVWR	PAYLOAD
8.5' x 16'	7000	4300
8.5' x 18'	7000	4150
8.5' x 20'	7000	4000



LED MARKER LIGHTS

## 10K ROUND TOP 8.5' WIDE

SIZE	GVWR	PAYLOAD
8.5' x 16'	9900	6900
8.5' x 18'	9900	6750
8.5' x 20'	9900	6800
8.5' x 22'	9900	6650
8.5' x 24'	9900	6500



DOOR HOLDBACK

\*Specifications Subject To Change

## FEATURES

Round Top, Round Front Design  
 Steel Tube Frame, Tongue, Wall Studs, and Roof Bows (I-Beam Frame on 8.5 wide)  
 Leaf Spring Axles w/ Easy Lube Hubs  
 Radial Tires on Steel Wheels  
 .030 Aluminum, Semi-Screwless Exterior Skin w/ 24" Stoneguard  
 Pre-Hung Entry Door (Driver Side), Rear Ramp w/ Assist  
 3/8" Walls w/ H-Molding Transitions and 3/4" Floors w/ Beavertail  
 Roof Vent and Sidewall Vents  
 Interior Spare Mount, (4) H/D Recessed D-Rings and and Wall Rope Ties  
 Polyurea Tongue and Rear Corner Posts with Asphalt Undercoat  
 Limited 3-Year Warranty



# ENCLOSED SPORT TRAILERS

The low profile body silhouette and innovative 72", partial sidewall front ramp are unmatched. The cavernous cargo space and standard features can't be touched. Our commitment to quality manufacturing and design innovations makes Mirage trailers the perfect choice for the most discerning customer. For snowmobiles, bikes, quads, or side by sides, the industry standard is Xtreme Sport.

Xtreme Sport is available in three different models: Standard, Deluxe, and Highmark Premium. All Xtreme Sport models feature junior I-beam frames, 16" on-center tube steel roof bows, a triple tube drawbar tongue, a beavertail, torsion axles in a split design, a fully finished interior, two roof vents, sidewall vents, a fuel door, LED load lights, a winch spare tire mount, and our Xtreme Tie-Down System.



## MIRAGE DIFFERENCE

### 72" PARTIAL SIDEWALL FRONT RAMP




Shortest approach angle in the industry for drive on/off loading and unloading.

### FULLY FINISHED INTERIOR



Brave the elements with a vinyl-coated ceiling, composite walls, and poly-tread laminate flooring.

### XTREME TRACK TIE-DOWN SYSTEM



Secure all your toys in virtually any configuration with ease.

### HIGH MARK PREMIUM



Everything you want without the need for expensive aftermarket additions.

# XTREME SPORT

## 7K V-NOSE

SIZE	GVWR	PAYLOAD
8.5' x 20'	7000	4200
8.5' x 24'	7000	3800
8.5' x 28'	7000	3400

## 10K V-NOSE

SIZE	GVWR	PAYLOAD
8.5' x 20'	9900	6810
8.5' x 24'	9900	6410
8.5' x 28'	9900	6010

## 14K V-NOSE

SIZE	GVWR	PAYLOAD
8.5' x 20'	14000	10860
8.5' x 24'	14000	10460
8.5' x 28'	14000	10060

\*Specifications Subject To Change

### FEATURES

.030 Aluminum, Semi-Screwless Exterior w/ Rear Wraps and ATP Trim Package  
 Fully Finished Interior w/ Vinyl Ceiling Liner and Superlite Composite Walls  
 3/4" Black Poly-Tread Laminate Floor w/ Beavertail  
 2 5/16" Adjustable Coupler and 7K Drop Leg Jack  
 (2) Manual Roof Vents, (2) Sidewall Scoop Vents  
 (1) 15" ATP Fuel Door  
 Under-Chassis Winch Spare Mount  
 Industry First 72", Partial Sidewall Front Ramp w/ Assist, Traction Grips, and Hinge Covers  
 Split Torsion Brake Axles  
 4" Tapered Fender Boxes w/ Ski Guides  
 Xtreme Track w/ (4) Tie Downs and (4) H/D D-Rings  
 (2) Low Pro LED Strip Dome Lights w/ (1) 3-Way Switch  
 LED Loading Lights, (1) Front Ramp and (1) Rear Ramp  
 Polyurea Tongue and Rear Corner Posts with Asphalt Undercoat  
 Limited 3-Year Warranty



# XTREME SPORT DELUXE

## 7K V-NOSE

SIZE	GVWR	PAYLOAD
8.5' x 20'	7000	3900
8.5' x 24'	7000	3500
8.5' x 28'	7000	3100

## 10K V-NOSE

SIZE	GVWR	PAYLOAD
8.5' x 20'	9900	6510
8.5' x 24'	9900	6110
8.5' x 28'	9900	5710

## 14K V-NOSE

SIZE	GVWR	PAYLOAD
8.5' x 20'	14000	10560
8.5' x 24'	14000	10160
8.5' x 28'	14000	9760

\*Specifications Subject To Change

### FEATURES

.030 Aluminum, Semi-Screwless Exterior w/ Rear Wraps and ATP Trim Package  
 Fully Finished Interior w/ Insulated Vinyl Ceiling Liner and Insulated Superlite Composite Walls  
 3/4" Black Poly-Tread Laminate Floor w/ Beavertail and Tapered Fender Boxes  
 (2) Manual Roof Vents, (2) Sidewall Scoop Vents  
 (1) 15" ATP Fuel Door  
 Under-Chassis Winch Spare Mount  
 Industry First, Partial Sidewall, 72" Front Ramp w/ Assist, Traction Grips, and Hinge Covers  
 Split Torsion Brake Axles  
 Xtreme Track w/ (4) Tie Downs, (4) H/D D-Rings, and (3) Forged Hooks  
 (4) Low Pro LED Strip Dome Lights, (2) 3-Way Switches, and 12V DC/USB Charger  
 LED Loading Lights, (1) Front Ramp and (2) Rear Ramp  
 8K BTU Radiant Heater with 30# LPG Bottles on Tongue  
 48" Helmet Cabinet, Utility Shelf, and Fold-Away Sitting Bench  
 Polyurea Tongue and Rear Corner Posts with Asphalt Undercoat  
 Limited 3-Year Warranty



# XTREME SPORT HIGHMARK




DELUXE INTERIOR



TORSION BRAKE AXLES



72" FRONT RAMP



XTREME TRACK TIE DOWNS



SPREAD AXLE CONFIGURATION

## 7K V-NOSE

SIZE	GVWR	PAYLOAD
8.5' x 20'	7000	3900
8.5' x 24'	7000	3500
8.5' x 28'	7000	3100

## 10K V-NOSE

SIZE	GVWR	PAYLOAD
8.5' x 20'	9900	6510
8.5' x 24'	9900	6110
8.5' x 28'	9900	5710

## 14K V-NOSE

SIZE	GVWR	PAYLOAD
8.5' x 20'	14000	10560
8.5' x 24'	14000	10160
8.5' x 28'	14000	9760

## FEATURES

- .030 Aluminum, Semi-Screwless Exterior w/ Rear Wraps and ATP Trim Package
- Fully Finished Interior w/ Insulated Vinyl Ceiling Liner and Insulated Superlite Composite Walls
- 3/4" Black Poly-Tread Laminate Floor w/ Beavertail and Tapered Fender Boxes
- (2) 12V Roof Vents, (2) Sidewall Scoop Vents, and ATP Fuel Door
- Industry First, Partial Sidewall, 72" Front Ramp w/ Assist, Traction Grips, and Hinge Covers
- Aluminum Wheels on Split Torsion Brake Axles
- Xtreme Track w/ (4) Tie Downs, (4) H/D D-Rings, and (12) Forged Hooks
- (6) Low Pro LED Strip Dome Lights, (3) Load Lights, (2) 3-Way Switches
- Bluetooth Stereo w/ (4) Speakers, 12V DC/USB Charger
- 40K BTU LPG Forced Air Furnace w/ Boot and Glove Dryer
- 96" Heated Helmet Cabinet, Utility Shelf, Fold-Away Sitting Bench and Work Bench
- 38 Gallon Fuel Station
- 12V Battery w/ Master Shutoff, Power Converter/Charger, and 15A Inlet w/ Interior Outlet
- Polyurea Tongue and Rear Corner Posts with Asphalt Undercoat
- Limited 3-Year Warranty



\*Specifications Subject To Change





**XTREME SPORT**  
Enclosed Trailer



CUSTOM FIREARMS

4x4



SUPER

GUNBLDR

5



SIDE X SIDE

**XCEL SIDE X SIDE**  
Enclosed Trailer


# MIRAGE

By Novae®



**Novae®**

Mirage Trailers Division  
Novae LLC  
2212 Industrial Rd  
Nampa, ID 83687



SCAN TO VISIT OUR  
WEBSITE



[mirageinc.com](http://mirageinc.com)

This document is provided for informational purposes only. Pictures, illustration, and text may include options and accessories not available at all times or as standard equipment. Contact your local dealer (sales representative) for exact specifications. All trademarks, services marks, trade names, trade dress, products names and logo appearing in this document are the property of their respective owners. Novae® and Mirage® are registered trademarks of Novae LLC. All rights reserved. © 2023 Novae LLC



*Authorized Mirage Trailer Dealer*

